



DORSET
Local Enterprise Partnership

Dorset Labour Market & Skills Update Quarter 2 | 2021

The second quarter of 2021 saw the summer arriving in Dorset and most of the economy opening up after an important milestone of 1 million vaccines administered was reached.

There was a renewed optimism brought by football success, and while it didn't come home, nearly half a million visitors did - in a single weekend in July.

Our latest round of insights shows a buoyant labour market with an exponential growth in vacancies across all sectors, and noted decline in furlough and youth unemployment, but also widely reported labour shortages.

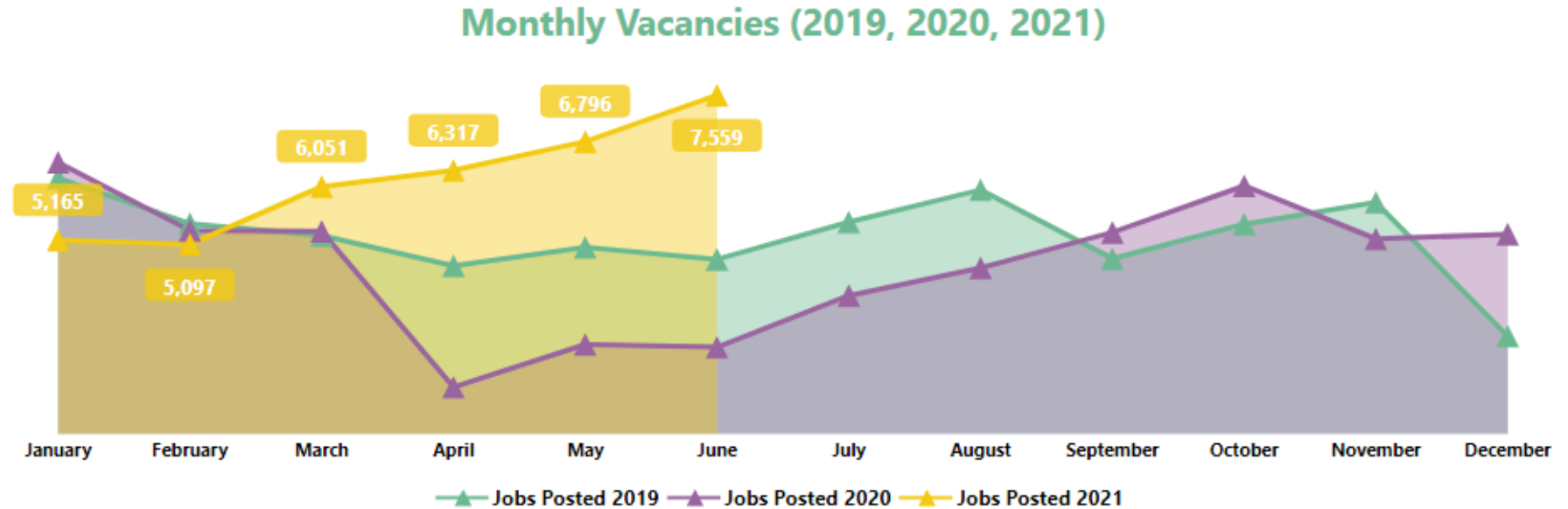
For full reports and dashboards see [Dorset Labour Market and Skills latest insights](#)

Image source: Getty Images

Significant boost in recruitment activity

**January - June
2021**

**Total Vacancies
Dorset LEP
36,985**



June was the sixth consecutive month of vacancy growth in Dorset.

The number of vacancies advertised over the first half of 2021 was 42% higher than 2020 and 17% higher than 2019.

(see [Vacancies and Opportunities](#) dashboard)

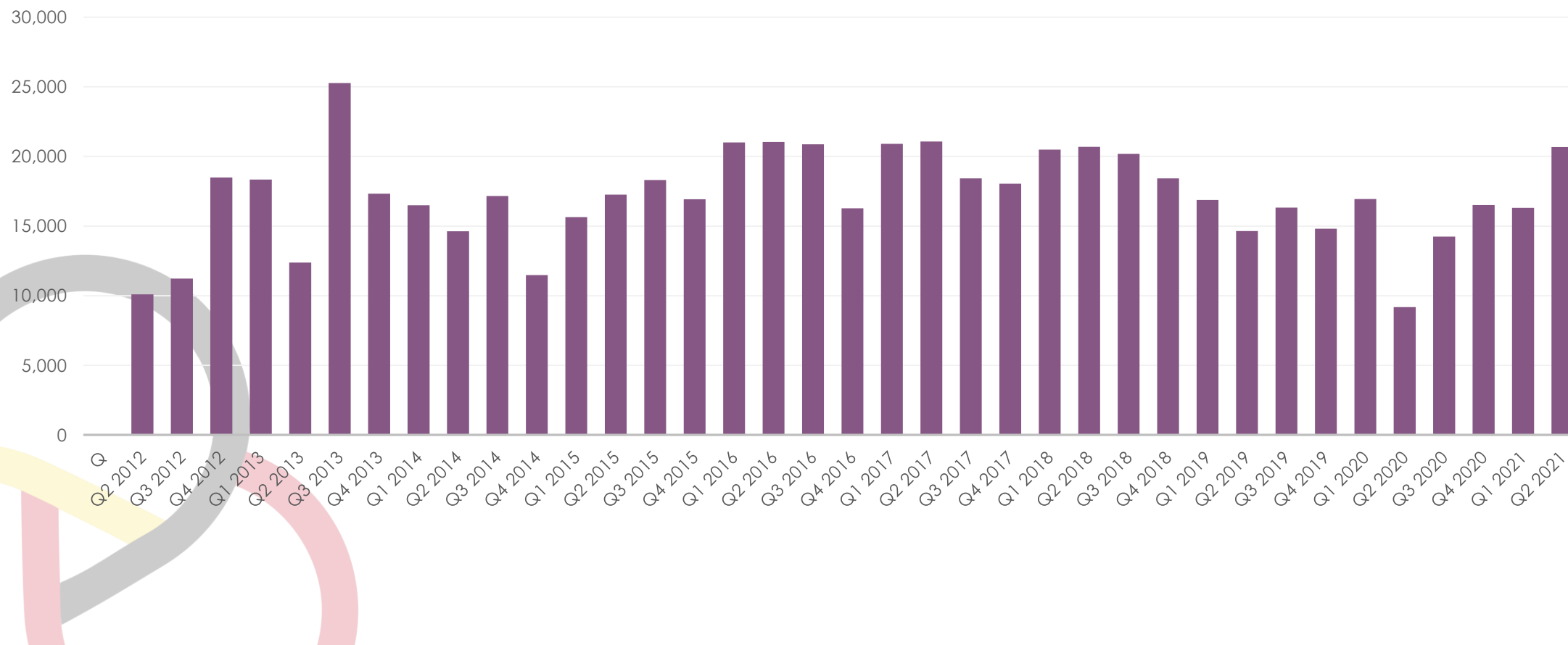


Quarter 2 Vacancies




In Q2 (April-June) vacancies reached highs last seen in 2018. There were 20,672 jobs advertised, marking a 27% increase on the previous quarter, over twice as high as the levels seen over the same period last year and 41% higher than 2019.

Vacancies in Dorset



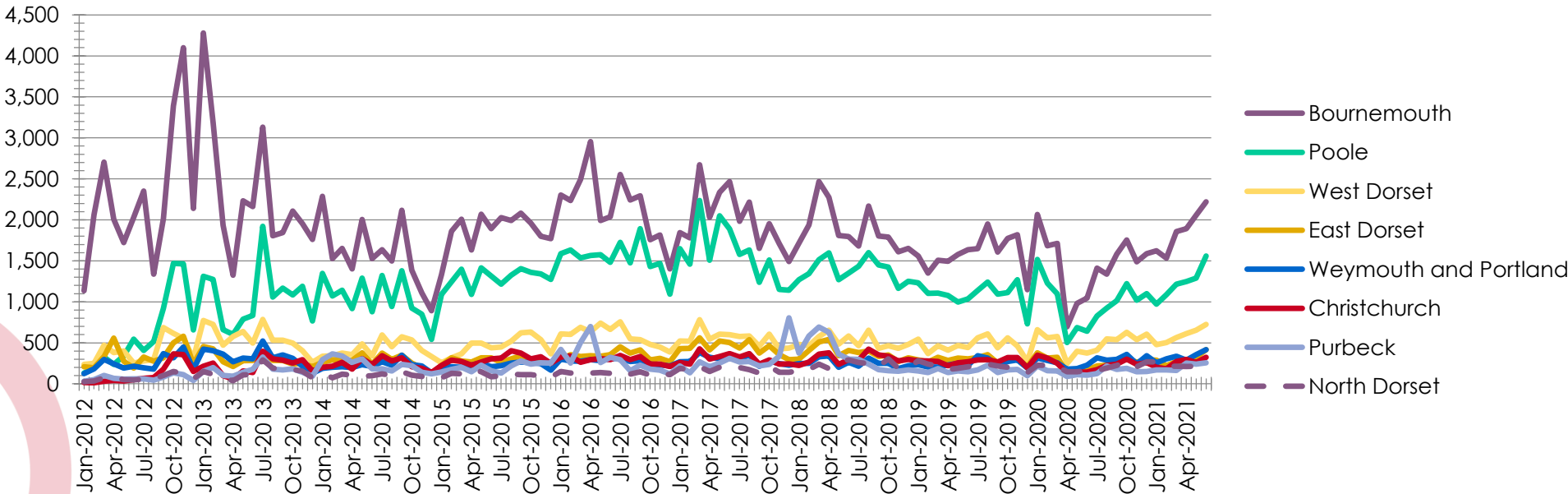
Vacancies by area

Vacancies by area (Jan-June 2021)



The largest number of vacancies were advertised in Bournemouth and Poole and trends across localities appear to be returning to “normal”.

Time Series Analysis

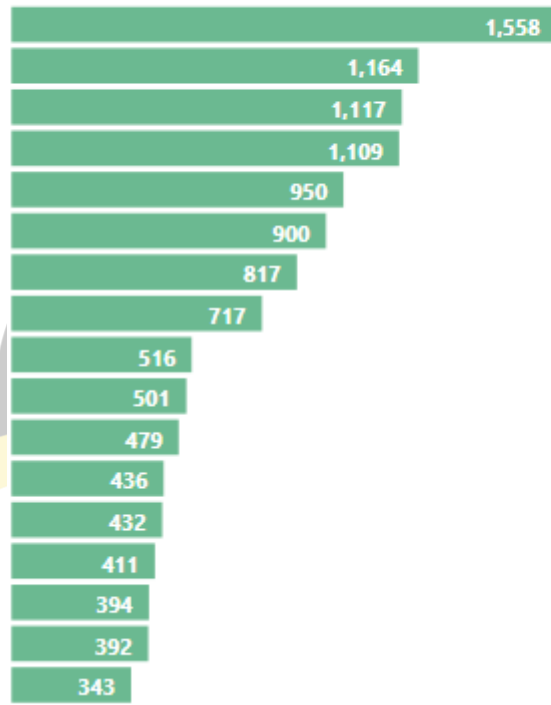


Top employers & jobs



Significant growth was noted in hospitality, engineering and construction employer demand while the National Health Service, J.P.Morgan, the Councils, Bournemouth University and residential care firms remain the top recruiters in Dorset.

Top jobs in demand



Registered General Nurse (RGN)
 Software Developer / Engineer
 Caregiver / Personal Care Aide
 Office / Administrative Assistant
 Care assistant
 Customer Service Representative
 Project Manager
 Account Manager / Representative
 Teaching Assistant
 Lawyer
 Chef
 Accountant
 General cleaner
 Bookkeeper / Accounting Clerk
 Labourer / Material Handler
 Nursing Assistant / Healthcare Assistant
 Financial Manager

Top Employers	#Jobs
NATIONAL HEALTH SERVICE	3,004
JPMORGAN CHASE & CO	585
BCP COUNCIL	498
BOURNEMOUTH UNIVERSITY	228
CHECKATRADE LIMITED	202
AGINCARE GROUP LTD	183
COLTEN CARE LIMITED	171
WHITBREAD	170
VITALITY LIMITED	149
HOLT ENGINEERING LIMITED	139
BOURNE LEISURE HOLDINGS	112
LV= GENERAL INSURANCE	105
DORSET COUNCIL	102
CURTISS WRIGHT CORPORATION	85
HAMILTON CROSS	84
BOURNEMOUTH AND POOLE COLLEGE	83
WALGREENS BOOTS ALLIANCE	81
CO-OPERATIVE GROUP LIMITED	80

Nurses, software developers and carers remain most in demand in Dorset, as well as other professionals such as project, account and financial managers, lawyers and accountants.

Industries

Q2 | 2020

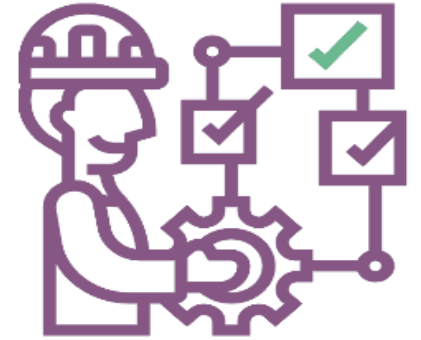
Top industries by number of vacancies

Industry	#Jobs Q2 2020
HEALTH & SOCIAL WORK	2,740
EDUCATION	825
MANUFACTURING	443
PROFESSIONAL, SCIENTIFIC AND TECHNICAL	436
PUBLIC ADMINISTRATION & DEFENCE	404
WHOLESALE & RETAIL, REPAIR OF VEHICLES	360
FINANCE & INSURANCE	289
ADMINISTRATIVE AND SUPPORT SERVICES	122
TRANSPORTATION & STORAGE	112
OTHER SERVICES	97
INFORMATION & COMMUNICATION	77
ACCOMMODATION & FOOD SERVICES	74
CONSTRUCTION	58
REAL ESTATE	52
ARTS, ENTERTAINMENT & RECREATION	37

Q2 | 2021

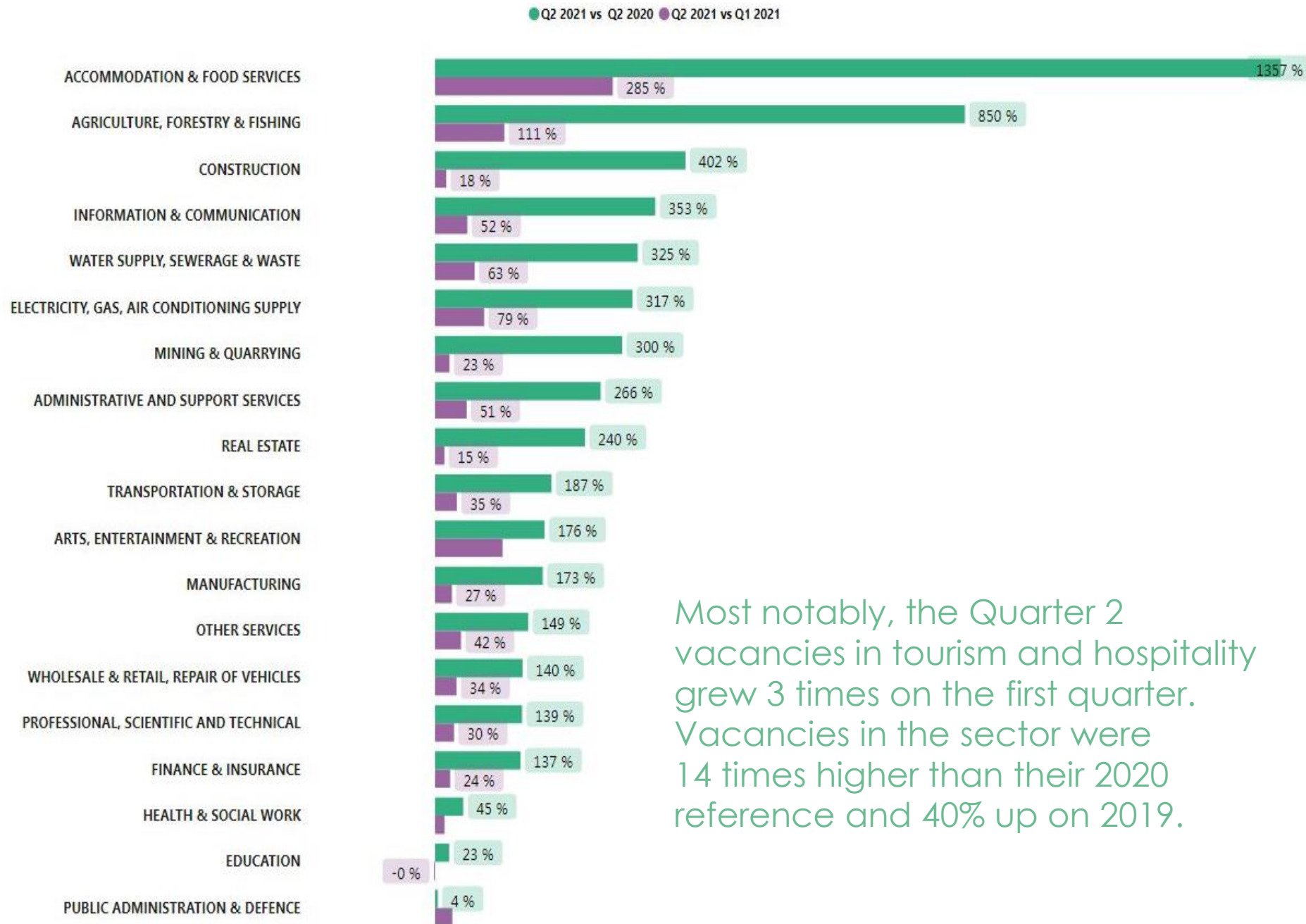
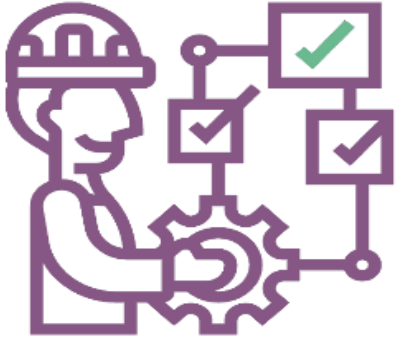
Top industries by number of vacancies

Industry	#Jobs Q2 2021
HEALTH & SOCIAL WORK	3,975
MANUFACTURING	1,208
ACCOMMODATION & FOOD SERVICES	1,078
PROFESSIONAL, SCIENTIFIC AND TECHNICAL	1,044
EDUCATION	1,011
WHOLESALE & RETAIL, REPAIR OF VEHICLES	865
FINANCE & INSURANCE	685
ADMINISTRATIVE AND SUPPORT SERVICES	446
PUBLIC ADMINISTRATION & DEFENCE	421
INFORMATION & COMMUNICATION	349
TRANSPORTATION & STORAGE	321
CONSTRUCTION	291
OTHER SERVICES	242
REAL ESTATE	177
ARTS, ENTERTAINMENT & RECREATION	102



Labour demand saw considerable growth over the second quarter across all industries in Dorset.

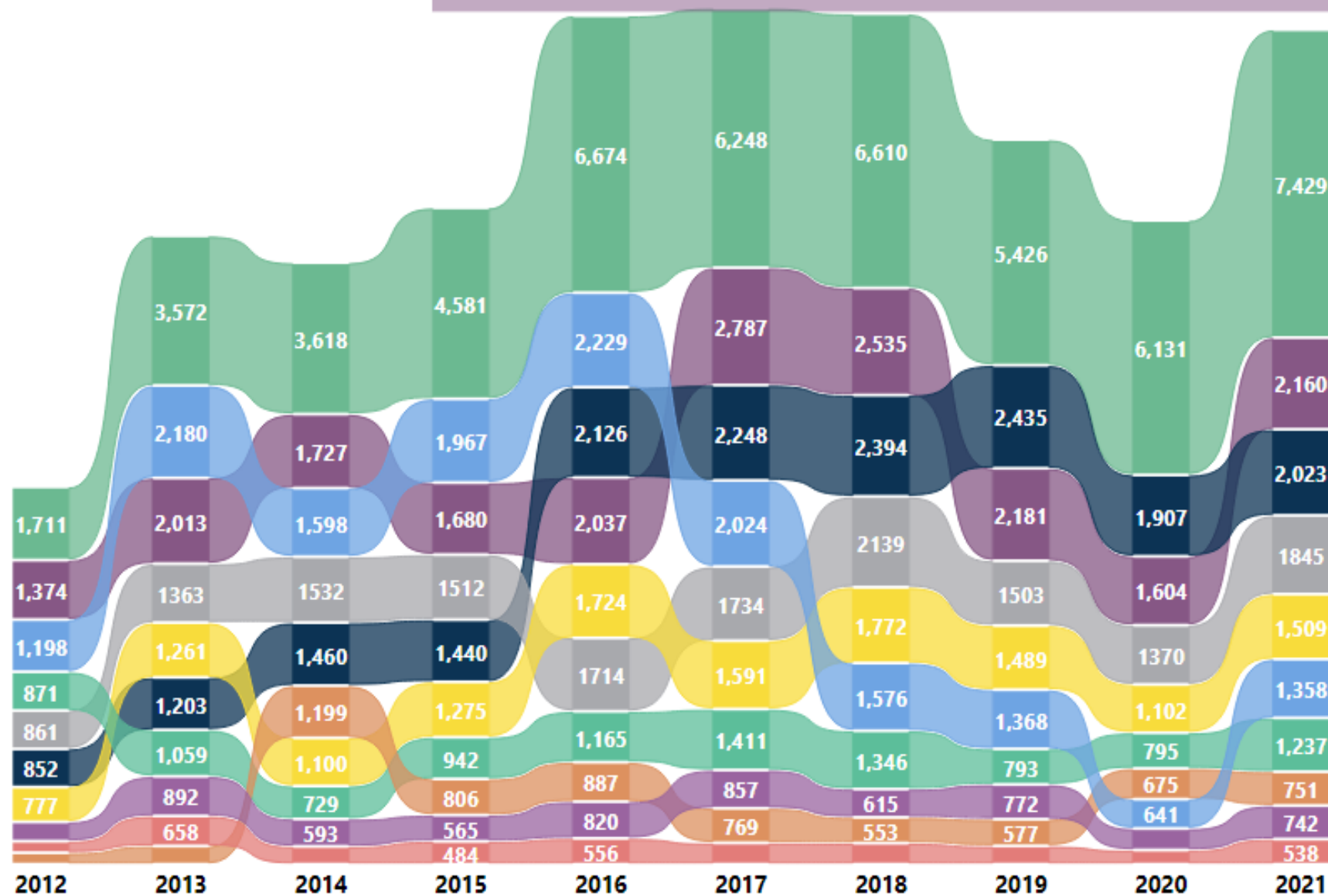
Industries



Most notably, the Quarter 2 vacancies in tourism and hospitality grew 3 times on the first quarter. Vacancies in the sector were 14 times higher than their 2020 reference and 40% up on 2019.



Top 10 industries - long-term developments January - June



- HUMAN HEALTH AND SOCIAL WORK ACTIVITIES
- MANUFACTURING
- EDUCATION
- PROFESSIONAL, SCIENTIFIC AND TECHNICAL ACTIVITIES
- WHOLESALE AND RETAIL TRADE; REPAIR OF MOTOR V...
- FINANCIAL AND INSURANCE ACTIVITIES
- PUBLIC ADMINISTRATION AND DEFENCE; COMPULSO...
- ADMINISTRATIVE AND SUPPORT SERVICE ACTIVITIES
- CONSTRUCTION
- ACCOMMODATION AND FOOD SERVICE ACTIVITIES



Occupations

Traditionally, the highest demand in Dorset is for Professional, Associate Prof & Tech, and Caring, Leisure & Service occupations. This year demand expanded across all occupations on last year and recovered among those most affected by the pandemic, such as Sales, Administrative and Skilled Trades roles.

Top 10 Occupations 2021

Jobs most in demand	#Job Postings
Nurses	1,949
Programmers and software development professionals	1,301
Chartered and certified accountants	543
Solicitors	501
IT business analysts, architects and systems designers	393
Engineering professionals n.e.c.	364
Management consultants and business analysts	350
Web design and development professionals	344
Teaching and other educational professionals n.e.c.	329
Business and financial project management professionals	283



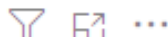
Skills



Employers most frequently requested skills were baseline communication, organisation, detail-orientation and planning skills. The majority of digital skills were stable or growing with MS Excel topping the lead table and Python growing amongst the programming languages.

Top skills requested by employers

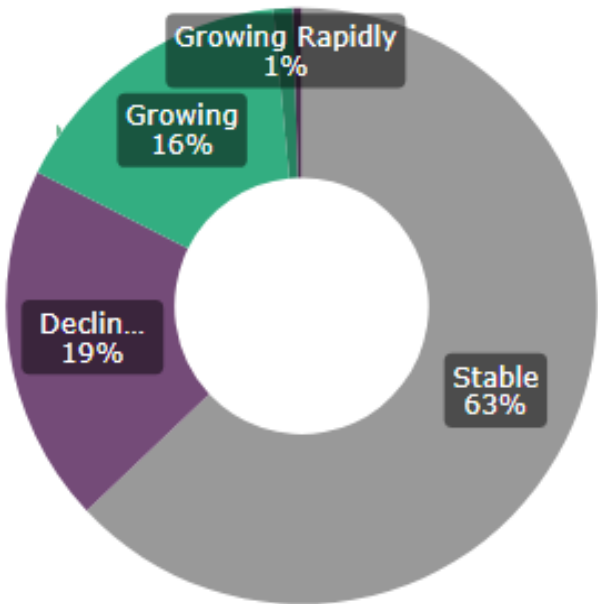
Top baseline skills



Top digital skills



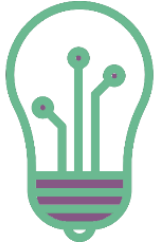
Digital skills projections



Labour shortages



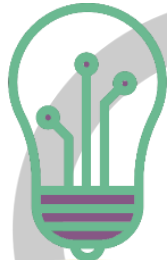
There's been over 50 articles referencing "labour shortages" in the national press in June alone and the word "pingdemic" has entered our growing pandemic vocabulary.



[The Bank of England quarterly agent's summary](#) finds recruitment intentions have picked up with sectors reporting recruitment difficulties and labour shortages. Particular issues were reported in hospitality and logistics, IT, engineering, construction, professional services, nursing, agriculture and food production.



[The Recruitment and Employment Confederation and KPMG](#) echoed these sector challenges, sounding an alarm over labour shortages endangering economic recovery, and reporting the number of available workers plunged in June at the fastest rate since 1997.




[The Guardian features hospitality employer accounts](#) of "severe staffing shortages" saying "a lot of workers are from Europe, so Brexit has had an impact, and there is the 'furlough hangover' where a lot of people have now got other jobs to keep themselves going and are not coming back."



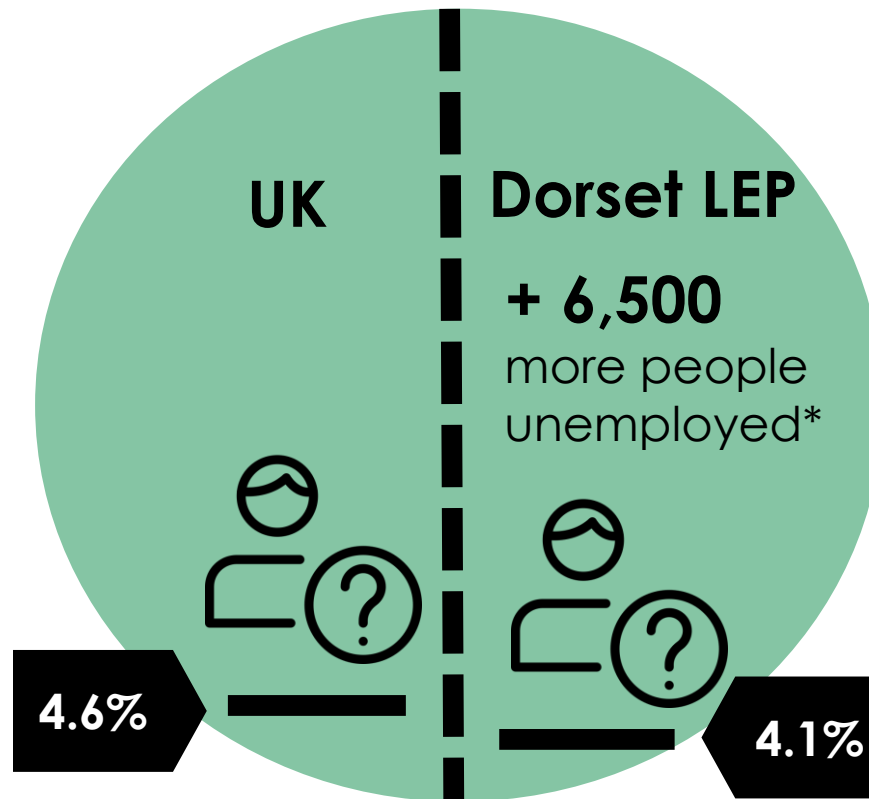
[Local reports](#) have also alarmed of venues forced to close their doors due to staff shortages.

Employment (2020)

Employed



Unemployed



In 2020 employment rate in Dorset fell by 2% and unemployment increased at a similar rate, representing an estimated 8,400 fewer people in employment and 6500 more unemployed at the end of 2020 compared to 2019.

The [latest ONS national figures](#) suggest the labour market is returning to pre-pandemic levels.


* at the end of 2020 compared to 2019

ONS Annual Population Survey 2021 (for the period Jan-Dec 2020)

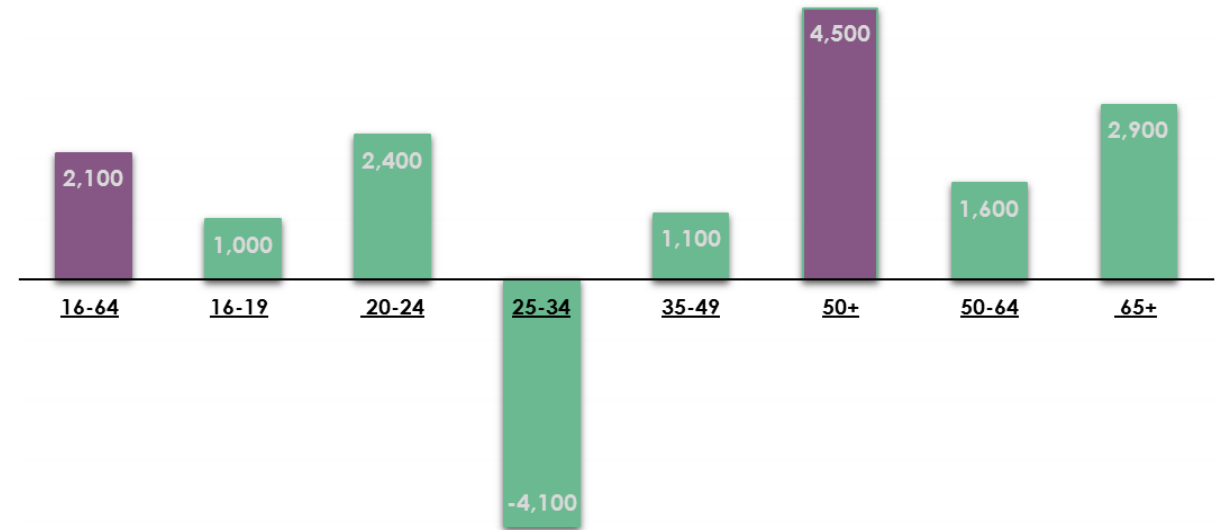
Changes in Employment by age (2020)

Throughout the course of 2020, 81% of the decline in employment in Dorset was concentrated in the 16-24 age bracket, while employment increased slightly among those aged between 50 and 64.

Dorset LEP: Difference in the number of people in employment by age group in Jan- Dec 2020 vs Jan-Dec 2019



Dorset LEP: Difference in inactivity by age in Jan- Dec 2020 vs Jan-Dec 2019

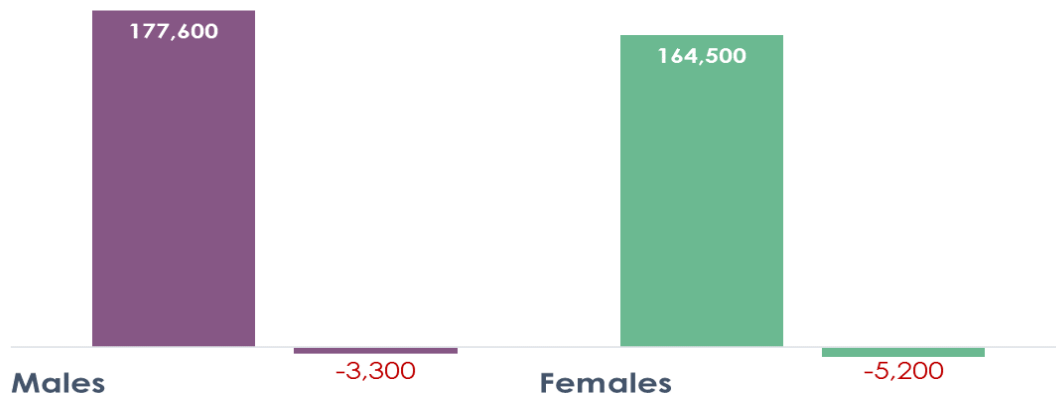


Both younger workers (aged 16-24) and those aged over 50 in Dorset were most likely to become economically inactive throughout 2020.

Changes in Employment by sex (2020)

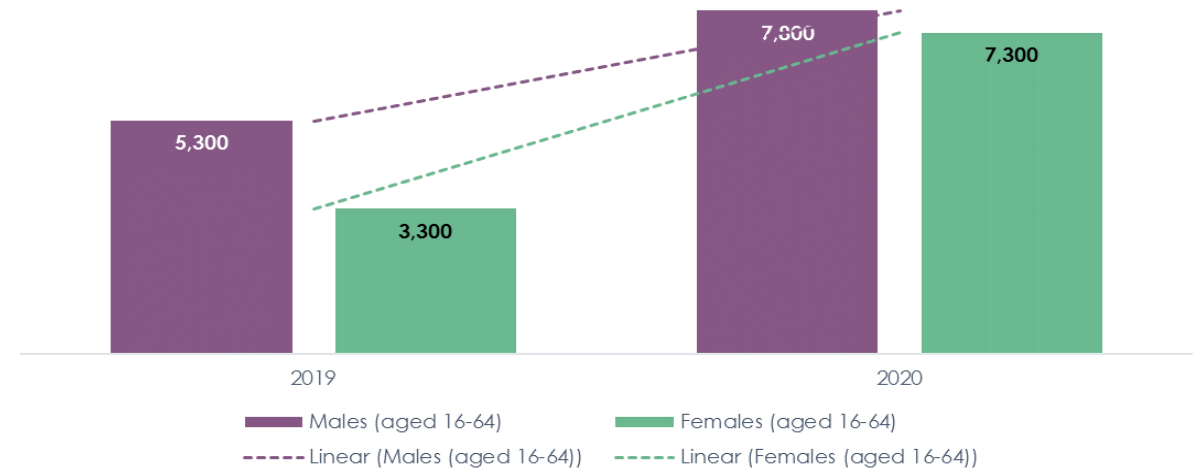
- More women left employment in Dorset and there was larger increase in unemployment.
- Women accounted for 61% of the overall decline in employment and 62% of the increase in unemployment recorded throughout 2020
- The number of unemployed women more than doubled over the course of 2020

Dorset LEP: Employment by sex in 2020 and difference from 2019



ONS Annual Population Survey 2021 (for the period Jan-Dec 2020)

Dorset LEP: Unemployed by sex
Jan- Dec 2019 vs Jan-Dec 2020



[Recent McKinsey report](#) attributes this greater effect on women to the virus significantly increasing inequalities and the burden of unpaid care, disproportionately carried by women.

Out-of-work benefits

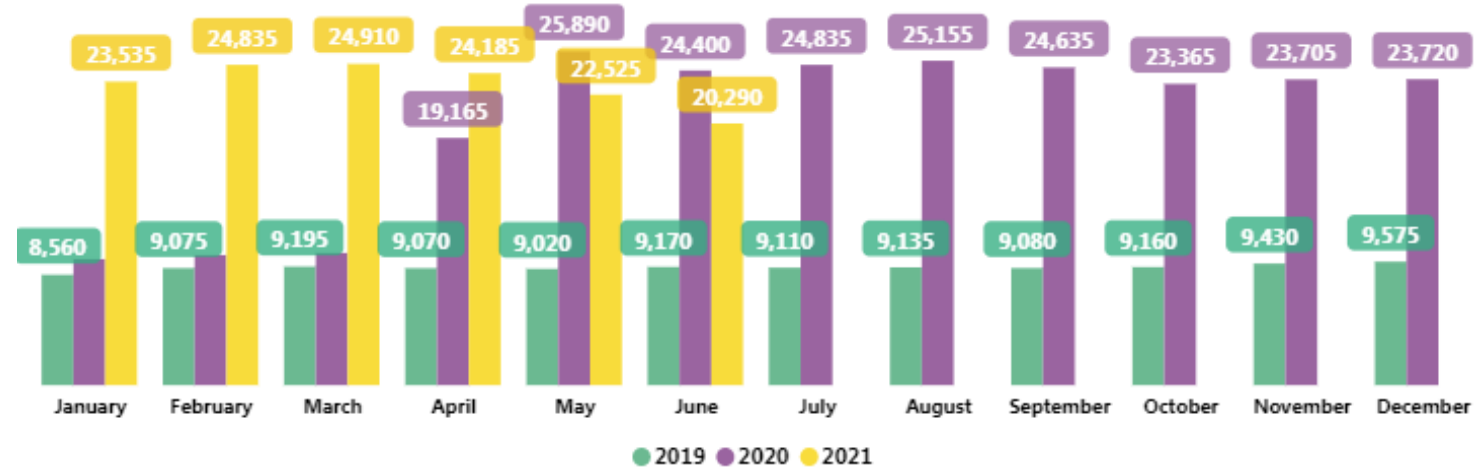
Claimants as a proportion (%)
of residents aged 16-64

4.5%

Unemployment related benefit claimants among the working age population **declined by a fifth** (19%, n=4,620) in June from their peak in March.

Numbers are **still twice higher** than the levels seen prior to the pandemic 4.5% of the working age residents (5.6% UK).

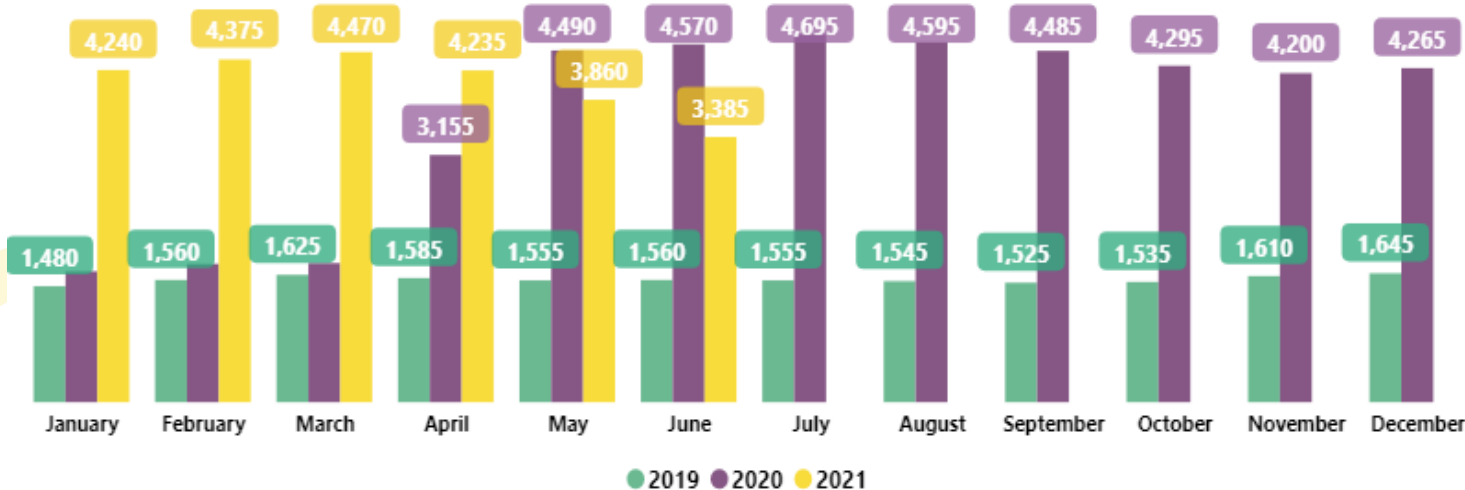
Dorset LEP Claimant Count Age 16+



Claimants as a proportion (%)
of residents aged 18-24

5.9%

Dorset LEP Claimants Aged 18-24



The **proportions of young people remains higher**, but the rate of decline amongst them is also accelerated: 5.9% with 7.7% UK reference - 1,085 fewer than back in March, and marking a **24% drop in claimants** in the 18-24 age group.

#Furloughed Employments
-June 2021 ^(?)

27,700

% of eligible
employments

9 %

Self-Employed supported by
June 2021 ^(?)

22,900

% of eligible
self-employed

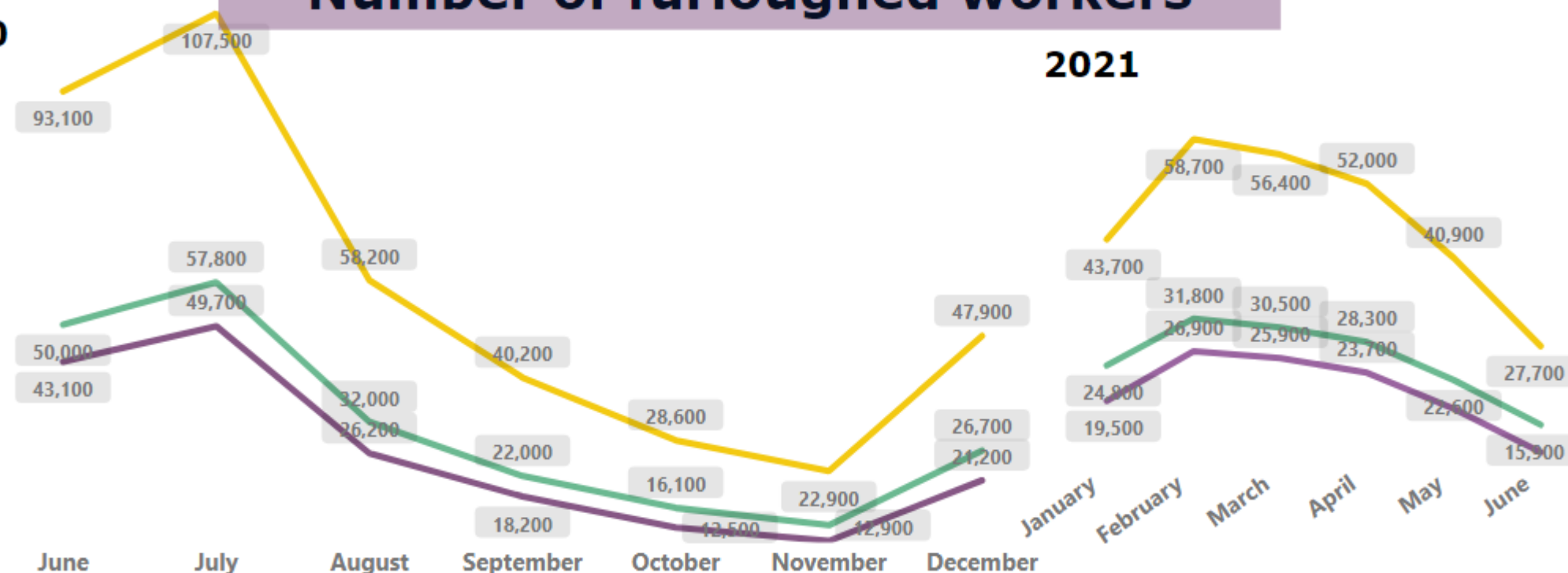
54 %

Number of furloughed workers

2020

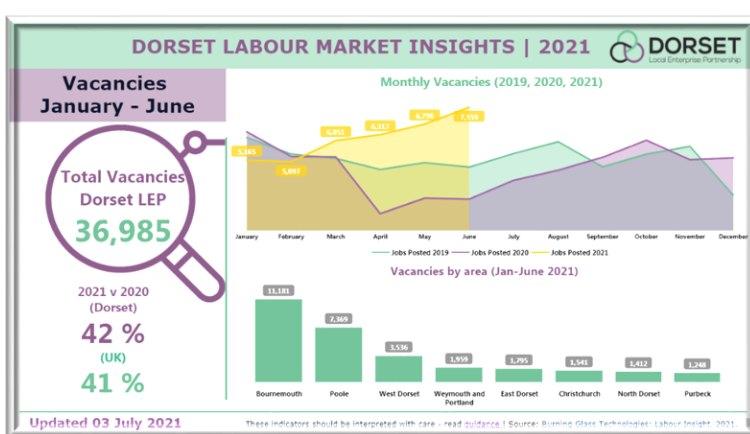
2021

● Dorset LEP
● BCP Council
● Dorset Council



Visit the following links to explore these findings with our interactive dashboards

Latest Labour Market Insights



Key industries



Apprenticeship Statistics

